

Queen & Princess



2023

Contestant Package



Queen & Princess

1.	About the Contest & Eligibility	Page 2
2.	Awards	Page 3
3.	Scoring Guide	Page 4
4.	Scoring Areas	Page 5
5.	<u>Personality Scoring Guidelines</u>	Page 6
6.	<u>Rodeo Exam</u>	Page 7
7.	<u>Horsemanship Competition</u>	Page 8
	Western Equitation Pattern	Page 9 & 10
	Serpentine Pattern	Page 11
	Trail Pattern	Page 12
8.	<u>Public Speaking Competition</u>	Page 13
9.	<u>Etiquette</u>	Page 14
10.	<u>Modeling</u>	Page 15
11.	<u>Speech Night Agenda</u>	Page 16
12.	<u>Horsemanship Night Agenda</u>	Page 17
13.	<u>Schedule of Events for the Contest (subject to change)</u>	Page 29
14.	<u>Competition Week July 12- 15</u>	Page 20
15.	<u>Entry Form</u>	Page 21

MEDICINE HAT EXHIBITION & STAMPEDE QUEEN CONTEST:

The Queen Contest is an event that provides a platform for the fair and equitable selection of an ambassador for The Medicine Hat Exhibition & Stampede and The City of Medicine Hat. The pageant is run two weeks prior to the annual stampede. The pageant contestants play an important role in the promotion of the upcoming annual stampede and the sport of professional rodeo.

The Medicine Hat Exhibition & Stampede volunteer committee on a year-round basis coordinated a queen contest and program. This committee oversees the running of the Queen Contest and all aspects of the Contest and program. The committee is responsible each year for receiving the Queen Contestant application forms and determining the eligibility of each contestant.

The contest is capped to the first 8 eligible entries

ELIGIBILITY

As a contestant, you agree to meet the following criteria:

1. Must be a female, aged 18 to 24 years (as of July 1st of the current year when running for Queen Contest).
2. Must be single, never married, not pregnant, nor had a child, nor living common-law.
3. Must agree not to marry during your one-year reign (July to the crowning of new Queen/Princess in July of the current year).
4. Must be a Canadian Citizen and eligible to acquire a Canadian passport.
5. Must be a resident of the Medicine Hat area (175 km from City Center) for one year prior to running in the contest. Exception being, raised in the area but away for the past year due to educational reasons, health or job related.
6. Must agree to live within a 175 km of Medicine Hat (city center) during the year of your reign.
7. You must have a current/valid driver's license, or a legal form of picture identification.
8. Must not have a criminal record and must consent to a security check.

Awards

To excel, to be the best one can be, regardless of the goal is an achievement itself. In addition to being crowned Queen or Princess, there are certain outstanding achievements that the Medicine Hat Exhibition & Stampede Queen Contest recognizes.

STAMPEDE QUEEN

The Contestant who has accumulated the highest number of points in all the judged events and activities in association with the contest becomes the new Medicine Hat Exhibition & Stampede Queen. At the crowning reception, the winner – the new Stampede Queen is awarded her crown, saddle, buckle, gifts and is eligible for a \$2000.00 Medicine Hat College scholarship.

STAMPEDE PRINCESS

The Stampede Princess is awarded to the contestant who achieved the second highest accumulation of points from all judged events and activities. She too, is presented with her crown, saddle, buckle, gifts and is eligible for a \$2000.00 Medicine Hat College scholarship.

HORSEMANSHIP COMPETITION

The Horsemanship Award is awarded to the contestant who has accumulated the most points from the Horsemanship section of the competition.

PUBLIC SPEAKING

The winner of the Public Speaking Award will have accumulated the most points from the prepared speech and impromptu questions at the Public Speaking Reception and impromptu questions during the contest.

Personality

The Personality Award will be given to the contestant with the highest amount of Public Relations Points.

GARY HOUSTON MEMORIAL PHOTOGENIC AWARD

The Medicine Hat Exhibition & Stampede Royalty Alumni will award a camera package to the contestant identified as the most photogenic throughout the contest.

Scoring Guide

If there are 5 contestants – points will be given from 5 to 1 (5 being the most desirable at the task to 1 being the least desirable at the task)

In the event of a tie, points will be split between the contestants.

(Example: Contestant 1 and 2 both get 100% on their rodeo exam and these are the top marks. Each contestant would receive 4.5 points for their score instead of each getting 5 points.)

At the end of the competition ALL MARKS will be totaled for each contestant. The total personality score will make up 50% of the contestant's final score. The horsemanship mark will represent 30% of the final mark and the speech night score will also represent 20% of the final score. The contestant with the highest total score will be crowned Medicine Hat Exhibition and Stampede Rodeo Queen and the runner-up in the scoring will be crowned Medicine Hat Exhibition & Stampede Princess.

For the Public Speaking Award, the contestant with the highest

TOTAL Speech Night Score Only

(Prepared Speech and Impromptu Questions) will receive the award.

For the Horsemanship Award(s), the contestant with the highest

TOTAL Horsemanship Score Only will receive the award.

In the event of a tie-on points – the winner will be determined by the contestant who had the most 5-point finishes. If a tie still exists, then the one with the most 4 point or higher finishes.

Scoring Areas

Personality Points

At the end of each day, the contestants will be rated on their overall attitude, effort, camaraderie, and willingness for that day.

Horsemanship Points

Rodeo Exam
Appearance & Knowledge
Presentation Ride
Western Equitation
Trail
Barrels or Pole Bending
Sorting Stock
Serpentine
Impromptu Questions

Speech Night

Prepared Speech
Common Question
Impromptu Question (s)

Personality Scoring

The following items will be taken into consideration when judging a contestant's personality portion:

Attitude

Respectful
Positive
Cooperative
Polite
Caring
Honest and sincere
Friendly
Diplomatic

Communication Skills

Diction
Clarity
Politeness

Appearance

Physical Presentation – total package
Neatness – clean, tidy, crisp
Smile – frequency, radiance
Positive Self Image – confident, makes no excuses

Leadership

Volunteers
Takes charge when needed
Confident in abilities
On time and punctual.

Rodeo Exam

All marks are added to the overall competition to choose the new Medicine Hat Exhibition & Stampede Queen and Princess.

Rodeo exam at horsemanship competition is to be a new exam every year from an outside knowledgeable source that is not connected with the Queen Committee. Exam to be received day of writing the exam in a sealed envelope.

The test will be general knowledge of the rodeo world, with questions from the C.P.R.A. rules, Canadian Rodeo News, and the Medicine Hat Exhibition & Stampede events schedule, history, and personnel.

The test will also be general knowledge of tack, horse care, anatomy and general horse questions.

No materials are permitted in the test room; all paper and pens are provided.

No discussion is permitted during the exam.

Cheating will result in a mark of zero.

Questions regarding the test should be brought to the attention of the written test supervisor.

The members of the Queen Committee mark and review the exams with the contestants.

The Rodeo Exam will be part of the Horsemanship Competition mark. It will be considered as an event and will make up 1/9th of the overall mark.

Horsemanship Competition

EACH CONTESTANT IS REQUIRED TO PROVIDE HER OWN HORSE AND TACK.

There are three (3) components to the Horsemanship Competition:

- Horsemanship Competition
- Presentation Ride
- Question and Answer Period

Each contestant will make a presentation ride, take part in a one-day competition, as well as write a rodeo exam. The winner of the horsemanship award is the contestant who receives the highest points in combination of all three horsemanship components. These points are added to the total points to determine the new Stampede Queen/Princess. Family, friends, rodeo committees and the general public are invited to attend the horsemanship competition.

Dress Code: (Subject to change) Blue Jeans.

- White shirt tucked in, long sleeves, collar
- Vests and chaps are not permitted
- Spurs are optional

Judging will take in account:

- Mounting/Dismounting
- Alignment of shoulders, knees, and feet for proper balance
- Ability to cue horse
- General appearance of horse and rider

PRESENTATION RIDE

You are not judged on speed, but on maintaining a fluid ride, proper posture, and personal presentation. Maintaining a fluid lope is a necessity during the presentation ride; it is essential that the contestants understand that they must abide by the following guidelines. Orders of presentation rides are pre-drawn, and revisions will not be considered.

LIVESTOCK HANDLING (SORTING STOCK)

SORT – Several calves, steers or cows will be numbered and positioned at one end of the arena. The contestant will be given a number and they must sort the corresponding cow out of the herd. The cow must be brought up the arena a certain distance and then returned to the herd. Control is of the essence here.

Contestants will be judged in the following areas:

- Appearance & Knowledge
- Presentation Ride
- Western Equitation
- Trail
- Barrels or Pole Bending
- Sorting Stock
- Serpentine
- Impromptu Questions

Western Equitation Pattern

Start on right side of arena and lope to far end of arena.

Sliding stop and rollback to the right. Continue to the other end of arena

Sliding stop and rollback to the left. Continue to centre of arena.

Lope small, slow circle to left. Change leads. Lope right circle with medium speed. Change leads Lope large fast circle to left.

Change leads.

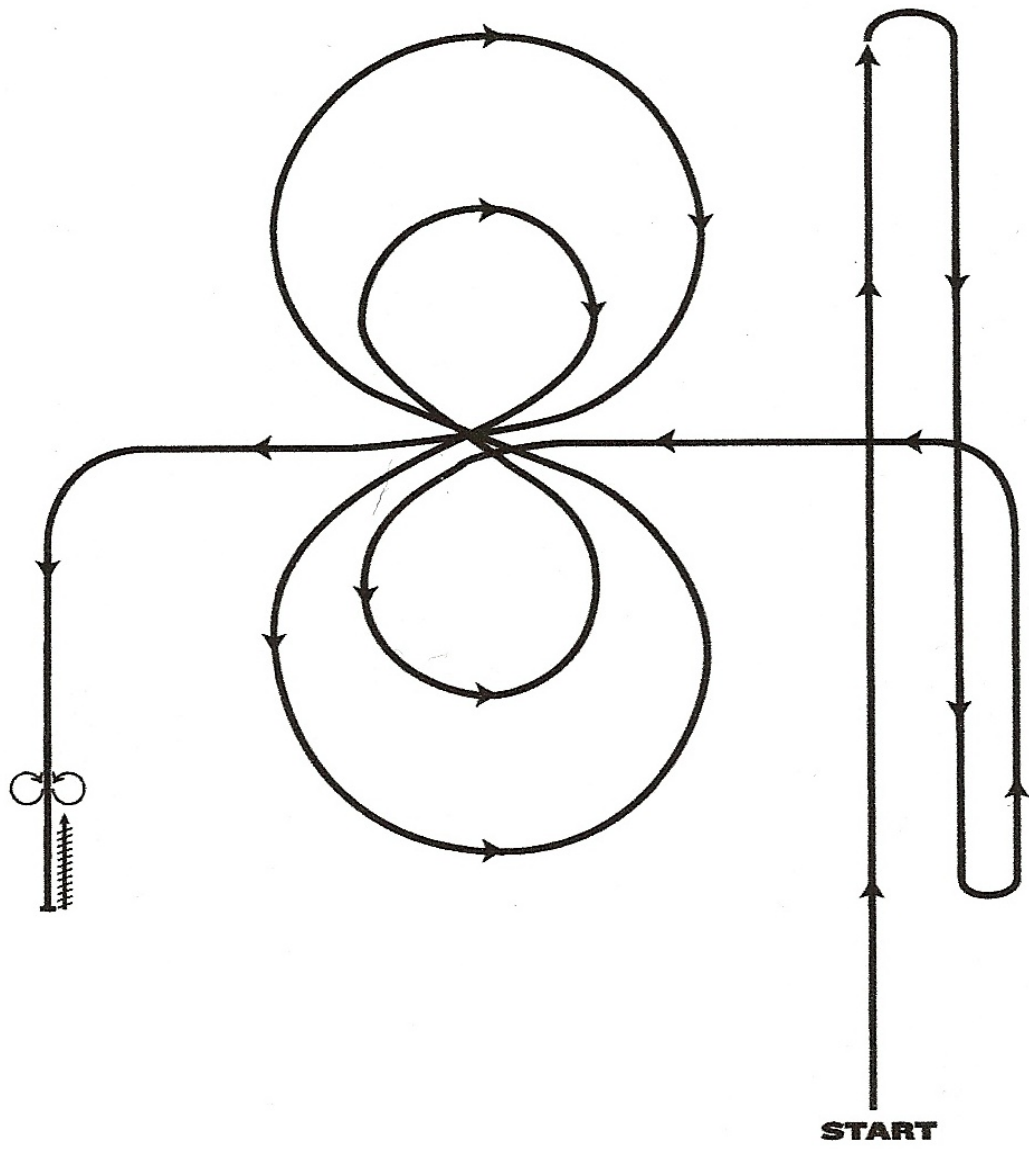
Lope large fast circle to right. Change leads.

Continue down arena.

Sliding stop and back 10 to 15 feet.

Do 360-degree spin right or left.

Do 360-degree spin opposite direction taken in. Hesitate to show completion of pattern.

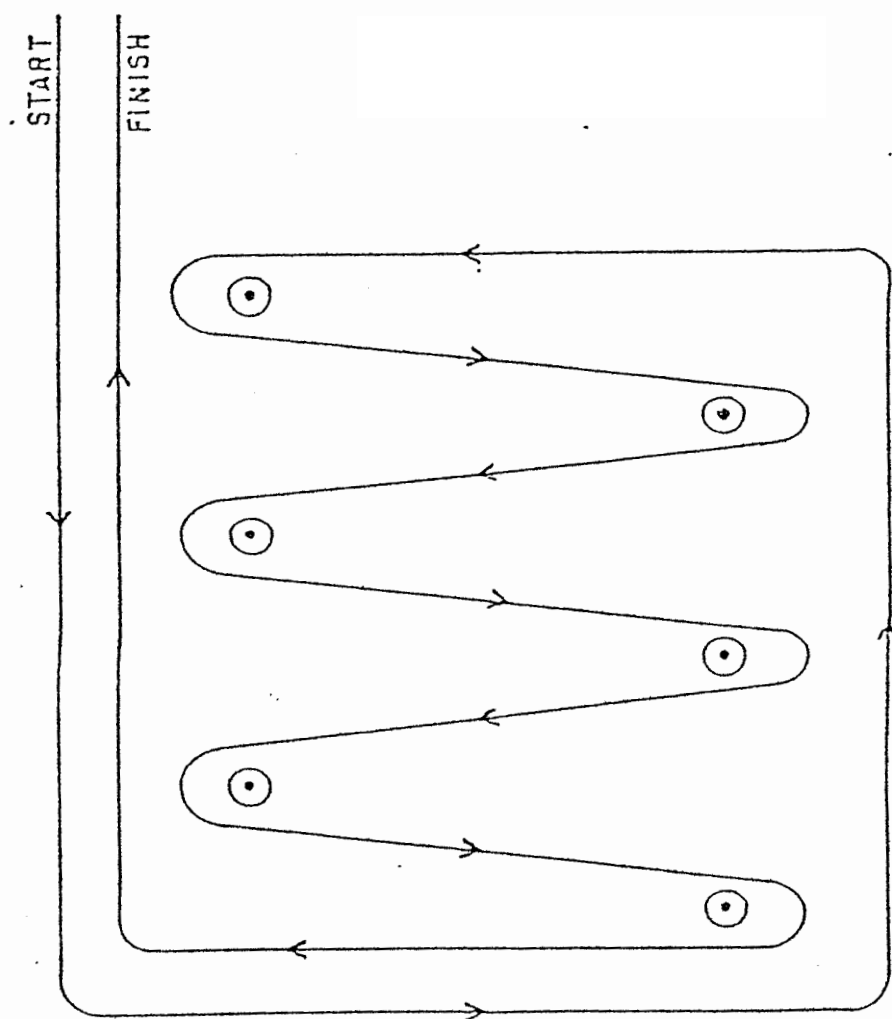


Serpentine Pattern

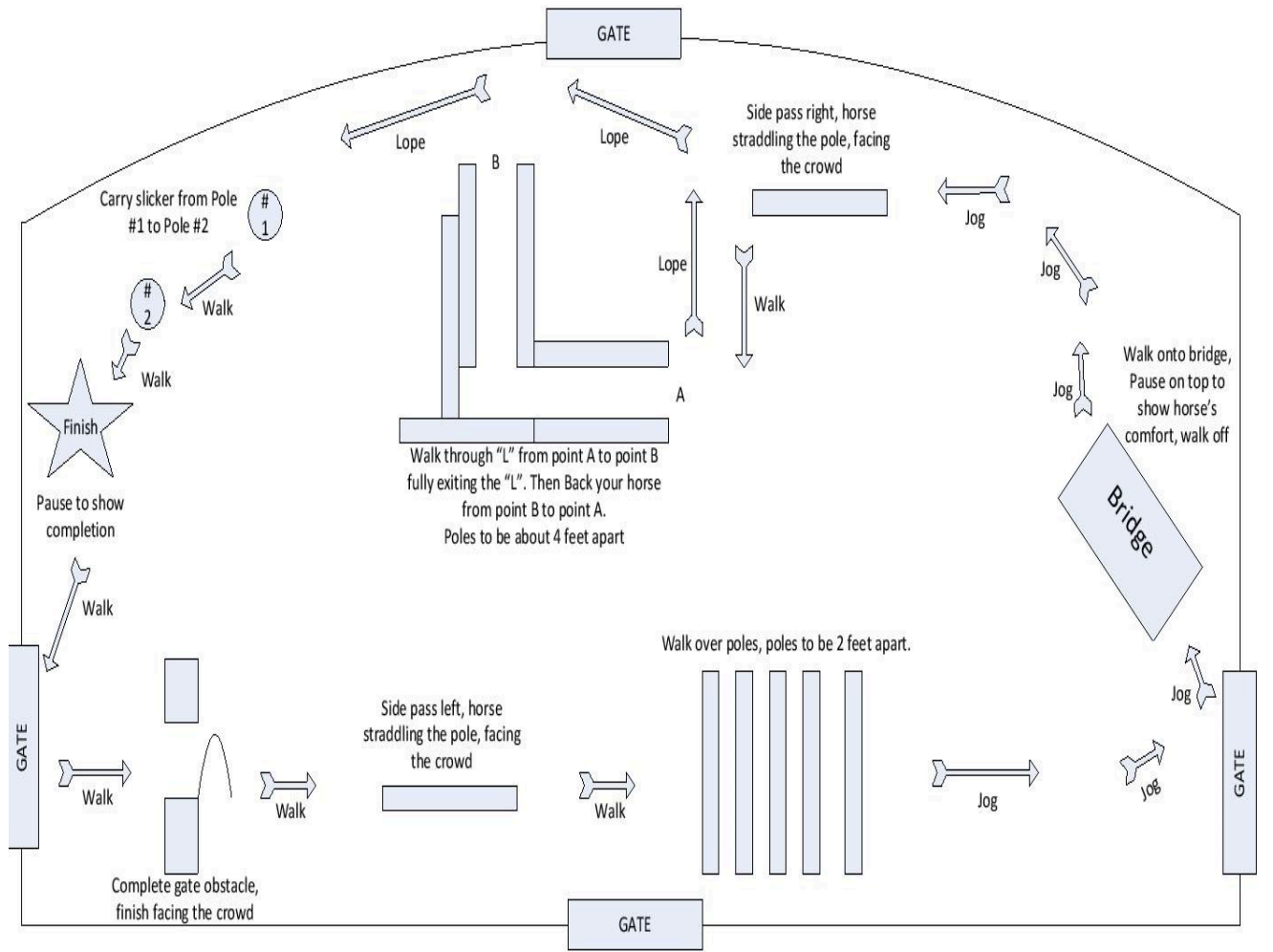
Lope horse through entire pattern carrying a flag.

Flags and flag boots will be provided.

Indicates a marker such as a horse and rider.



Trail Pattern



Public Speaking Competition

There are two (2) components to the Public Speaking Competition:

Prepared Speech

Questioning (common questions and impromptu as well)

The contestant with the highest total points from the prepared speech plus the common and impromptu questions will be awarded the Public Speaking Award. These points are added to the total points to determine the New Stampede Queen and Princess.

Prepared Speech

Each contestant is to prepare 3 ½ - 5-minute speech to be presented at the Public Speaking Reception.

Tips:

Know your subject and stay on topic.

Write your own speech.

Tone of voice.

Display minimal gestures.

Dress appropriately. (semi-formal attire)

Cue cards may be used, but not long paper.

No props.

Smile! - Smile! - Smile!

Practice! - Practice! - Practice!

Judges will give points on content of the subject of the speech. They also judge on appearance, personality, and the ability to remain composed and personable in front of an audience.

Plagiarism will not be tolerated.

Question Period

In the following areas:

One common Question

One to two individual Questions

NUMBER OF QUESTIONS MAY BE SUBJECT TO CHANGE.

Impromptu questions are very important, not only to the Stampede Queen & Princess but to all people in many different situations. People spend a great deal of time taking and giving short impromptu speeches for audiences of all types. The purpose of this section is to evaluate how the contestant thinks on her feet, represents herself and represents the sport of rodeo.

Tips:

Listen to the question

Repeat question

Be clear and concise, do not carry on

If you don't know, say so; say only what you know

Don't present strong opinions Look at the
judges and audience Smile!!

Be Positive!!

Etiquette

Although the following tips are common etiquette in day-to-day living, they are worth mentioning and with the profile this program receives, it should be followed by all involved with the Medicine Hat Exhibition & Stampede Queen Pageant.

Table Manners – Tips:

Elbows do not belong on the table.

Napkins belong on your lap.

Ask for items to be passed to you, refrain from reaching.

Wait until others are ready to eat, do not "dig in".

You are a guest, please be polite to your hosts and servers. Refrain from complaining.

General Manners – Tips:

Plan ahead so as to not be late.

Hold doors open for others.

Remember “please” and “thank you”.

Maintain good grammar and clean language.

Refrain from participating in gossip and perpetuating rumours.

Be friendly with people but be cautious.

Modelling

Points for modelling are added to the overall competition to choose the new Medicine Hat Exhibition & Stampede Queen and Princess.

Modelling refers to how a contestant models her clothes and herself. Modelling can be as simple as how a contestant stands, and her posture (chin up, shoulders back). Remember, a contestant’s general appearance must be lady-like and appropriate throughout the pageant as the judges and general public are watching.

Contestants will participate in at least one fashion show.

Contestants are judged on how they wear their own clothes, their appearance, as well as the ability to wear other fashions.

Agendas

(Subject to change)

The Medicine Hat Exhibition & Stampede Queen Pageant Committee prepares an agenda that includes opportunities for the contestants to be judged. Fun activities are also an important part of their time during the pageant. Each year, new and different activities are added to the agenda.

The agenda is always subject to change, so be prepared for life's rules "change", "adjust" and "go with the flow." This will happen wherever you go, whatever you do in life.

Can you adapt?

Speech Night Agenda

1. Arrive at Banquet Centre.
2. Greet guests.
3. Contestants freshen up.
4. Take seat at head table.
5. MC does introductions of special guests (Stampede Officials, Judges, etc.)
6. Contestants do introduction.
First introduce yourself and include in your introduction – your family, any special guests present, horse you rode in the horsemanship and where you are from.
7. Grace is said, and dinner is served.
8. Contestants Freshen Up
9. If time, contestants mingle with crowd before speeches.
10. Return to head table and speeches begin.
11. Prepared Speeches
Contestants will be escorted to and from the stage podium.
Deliver speech
12. After all Prepared Speeches, contestants are escorted out to a private meeting room.
13. Impromptu Questions
 - a. Common Questions
Girls brought in one at a time
Contestant first answers a common question which will be asked to all the girls
Remembering to BE SPECIFIC with answers). Contestants remain on the stage.
 - b. Impromptu Questions
Each contestant will answer one question and then return to their seat on the stage.
14. Additional questions may be asked.
15. MC returns to the stage to bring closure to the evening.

ORDER OF SPEAKERS WILL BE PRE-DRAWN

ORDER OF SPEAKER (BASED ON 5 CONTESTANTS)					
Prepared Speech	1	2	3	4	5
1 st Common	2	3	4	5	1
1 st Impromptu	3	4	5	1	2
2 nd Impromptu	4	5	1	2	3

Horsemanship Night Agenda

1. Unsaddle and saddle horse at the warm-up arena.
2. Presentation ride – all contestants ride around the arena and then exit.
3. All contestants enter the arena on horse and face the grandstand.
4. Self-Introduction introduce yourself, family, and horse that you are riding.
5. All will exit.
6. Western Equitation.
7. Trail.
8. Barrels.
9. Pushing stock.
10. Serpentine with Flags.
11. All contestants enter the arena on horse and face the grandstand.
12. Impromptu Questions.
13. Final presentation loop and exit arena.

ORDER OF RIDERS WILL BE PRE-DRAWN

ORDER OF RIDERS (BASED ON 5 CONTESTANTS)					
Unsaddle & Saddle	1	2	3	4	5
Western Equitation	2	3	4	5	1
Trail	3	4	5	1	2
Barrels or Pole Bending	4	5	1	2	3
Sorting Stock	5	1	2	3	4
Serpentine with Flags	1	2	3	4	5
Impromptu Question #1	2	3	4	5	1
Impromptu Questions #2	3	4	5	1	2

****BOTH PATTERNS ARE ATTACHED TO PACKAGE FOR PRACTICE PRIOR TO
COMPETITING ALLOWING EVERY COMPETITOR TO HAVE THE SAME
INFORMATION AVAILABLE TO THEM****

Schedule of Events for the Contest

Sunday, May 7, 2023

Queen Boot Camp

1:00pm – 4:00pm

Sunday June 4, 2023

Meet the Contestant's Day

11:00 am

Bring their horse to review and practice the mounted horsemanship events as laid out in the package.

Saturday, June 10, 2023

Contestant Photo Shoot

4:00 pm

Bring Biographies for Contestant Booklets

Saturday, June 24, 2023

Introduce the Contestants at Chuckwagons

7:00 pm

Contest Week

****FULL CONTEST WEEK SCHEDULE ATTACHED SUBJECT TO CHANGE****

Wednesday, July 12, 2023

Meet & Greet/Personal Interview

7:00 am - 6:00 pm

Thursday, July 13, 2023

Horsemanship Day

7:00 am - 9:00 pm

Friday, July 14, 2023

Speech Night 7:00 am - 10:00 pm

Saturday, July 15, 2023

Fashion Show

7:00 am - 4:30 pm

July 17-23, 2023

Selected Events through the week

Friday, July 28, 2023

Approx. 8:30 pm

"DOWN IN THE DIRT" Queen & Princess Crowning
During the Rodeo Performance

Wednesday Fittings & BBQ July 12	Thursday Horsemanship Day July 13	Friday Speech Night July 14	Saturday Fashion Show July 15
7 am- Meet in Director's Lounge	7 am – Meet in Director's Lounge	7 am- Meet in Director's Lounge	7 am – Committee Meet (Cypress Centre) (Committee Breakfast)
7-8:30 am- Meet & Greet Continental Breakfast (Country Crumb)	7:30-8:15am- Chat/MY 96 Radio Interviews	7:30-8:00 am- Breakfast (A&W)	8:30-10:30 am- Committee Set-Up Fashion Show
8:00- 9:30 am- Fashion Show Fitting (Lammles)	8:30-10 am- Nutrition Break (Truckers)	8:30-10 am- Police Station	9 - 10 am- Farmers Market
9:45- 10:15 am- CORE	10:30-11:30 am- Rodeo Exam Thank-you Cards (Director's Lounge)	10 -11: 30 am- Fire Station	10:30 – 12 pm- Modeling Run
10:30- 1:00 pm- Chinook Villiage (Etiquette) Lunch Provided	12 pm- Lunch Break (Taco Time)	12:00 pm – Makeup (Northlands) 1:30 pm- Brat Pak 12:00- Brat Pak 2:00- Makeup: (Northlands)	12 pm- Lunch (Pita Pit)
1:30 pm-2:30 pm Cypress View Foundations	12:30-3:30 pm- Pick up Horses Prep for horsemanship (Judges Break-back @ 4 pm)	4:00–Limo pick up 5:30 pm- Door Open (Corsages) (Judges Break back @5:30 pm)	1:30- Doors Open 2 pm- Mix & Mingle Raffles ticket sales etc.
3-4:30 pm- Dunmore Dugouts	4-4:30 pm – Contestant meet at Barn & to review pattern and expectations	6 pm- Receiving Line (Cypress Centre Foyer)	2:30-4:30pm- Fashion Show (Cypress Centre)
5- 6:30 pm Family & Judges BBQ (Carrige House) MH Wholesale LTD	4:30 pm- Light supper (Subway)	6:30 pm- Dinner (Cypress Centre)	5 pm till Done Tear Down/Clean up Committee
7 pm- Personal Interview (Carriage House) Judges/Contestant	5-7 pm- Preliminary Judging (saddle & unsaddle) (Sand Ring)	7- 10 pm- Public Speaking Competition	
7 pm- Committee to Set up Prize/Sponsor Table	7-9 pm: Lammel's Western Horsemanship Competition (Grandstand Arena)		Prizes dropped off Office Clothes to be Returns
	9 pm- After Mixer/Mingle (Grandstand Ballroom)		



Stampede Queen Contest Entry Form

I HAVE READ AND AGREE TO ABIDE BY ALL RULES AND REGULATIONS PERTAINING TO THE MEDICINE HAT EXHIBITION AND STAMPEDE QUEEN CONTEST. IN THE EVENT THAT I BECOME THE QUEEN OR PRINCESS I WILL MAKE EVERY REASONABLE EFFORT TO ATTEND FUNCTIONS AND EVENTS AS REQUESTED BY THE QUEEN CONTEST COMMITTEE.

I AM AWARE THAT THERE IS POSSIBILITY OF INJURY TO THE CONTESTANT WHILE PARTICIPATING IN THE CONTEST AND DURING ANY DUTIES AND ACTIVITIES ASSOCIATED WITH THE CONTEST, INCLUDING, BUT NOT LIMITED TO PARADES, PUBLIC APPEARANCES, RODEOS & TRAVELLING TO VARIOUS EVENTS. I RELIEVE THE FOLLOWING, BUT NOT LIMITED TO, MEDICINE HAT EXHIBITION & STAMPEDE, MEDICINE HAT EXHIBITION & STAMPEDE QUEEN COMMITTEE, THE JUDGES AND CONTEST SPONSORS OF ALL RESPONSIBILITY DURING ANY DUTIES AND ACTIVITIES ASSOCIATED WITH THE CONTEST, INCLUDING, BUT NOT LIMITED TO PARADES, PUBLIC APPEARANCES, RODEOS AND TRAVELLING TO VARIOUS EVENTS.

DATE OF APPLICATION: _____

CONTESTANT NAME: _____

ADDRESS: _____

CITY: _____ **POSTAL CODE:** _____

CONTACT NUMBERS:

HOME: _____ **CELL:** _____ **WORK:** _____

EMAIL: _____

CONTESTANT DATE OF BIRTH: _____

CONTESTANT SIGNATURE: _____

PARENT/GUARDIAN NAME: _____

CONTACT NUMBERS:

HOME _____ **WORK** _____ **CELL** _____

PLEASE INCLUDE WITH YOUR ENTRY, A BRIEF RESUME OF YOURSELF AND INTERESTS



NOTES